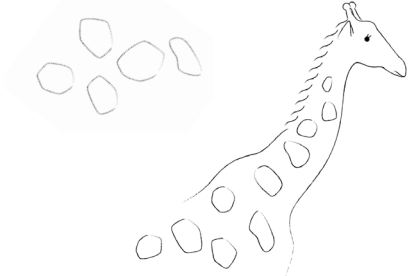




# Wild Cities




Step 1. Read about the special features of the animal you have chosen, and think about how this could inspire the design, shape and the function of your building. Using the 'My Invention Idea' resource on the next page, design your building. e.g. a giraffe bakery which uses its spots to better regulate the temperature to allow the bread to rise.



Step 2. Use craft materials, recycling and other bits your have at home to experiment and make your building come to life! Here are some examples.



**Giraffe Bakery.** This bakery stays cool even when the oven is on. Its is inspired by giraffe's spots and its ability to regulate temperature.



**Jumping Spider Hospital.** This hospital has eight legs, just like a spider and can travel very fast and on many different surfaces to get to those in need



**Beaver Dam Airport.** This airport stands on rivers just like a beaver's dam. It generates energy from river water and houses many ecosystems while providing a space for planes to land and take off



**Manta Ray Rollercoaster.** Just like a manta ray, this rollercoaster never stops moving. It can glide in the air, hover and swim on water!

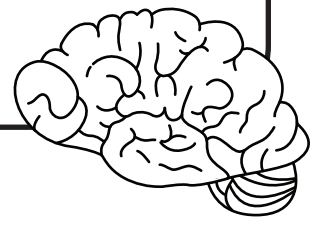
Step 3: Using the 'Make Your Own Wild Cities Cards' resource using our template on Page 3. Why not write your own cards and share them with a friend to build a whole Wild City together!

Discover more ideas here



# MY INVENTION IDEA

My name ..... My age .....



## About my idea

.....  
.....  
.....





# Make Your Own Wild City Cards Resource

Design your own animal and building cards! Find an animal that you like and write down 3 cool things that they do on the left-hand side card template. Use the right-hand side card template to draw a building or a mode of transport.

You can share or swap these with your friends to create your Wild City.

Animal:

Cool things about this animal:

1. ....
2. ....
3. ....

**Animal card**

**Building card**